



LOSS PREVENTION

Loss Prevention Documents on BEACONNECT

Loss prevention is key to keeping your policy premiums low. Throughout the life of your policy, Beacon Mutual will help you to assess the safety of your business.

Policyholder Email Notifications:

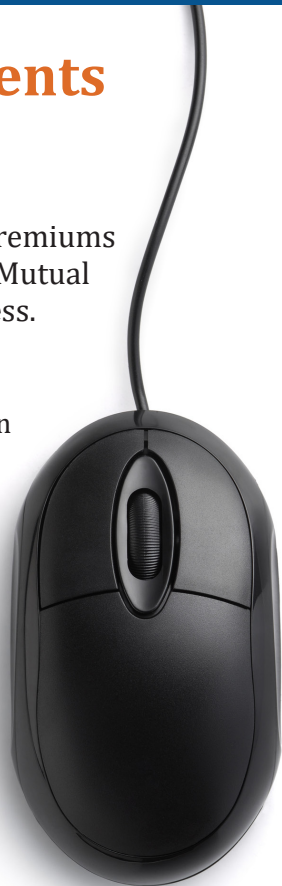
You will receive an email when each Loss Prevention report, form, or recommendation is available on BEACONNECT, Beacon's secure web portal.

Loss Prevention Page in BEACONNECT:

View Recommendations with an Open status as well as other Loss Prevention documents generated for a policy over the past five (5) years.

To view your Loss Prevention documents:

Log in, or register for a BEACONNECT account,
<https://beaconnect.beaconmutual.com>





New Users: Register for a BEACONNECT account

1. Be sure to have the following information ready:

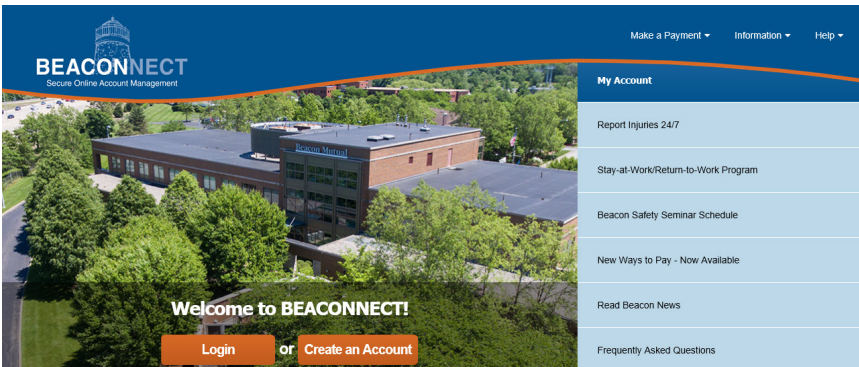
- Federal Employer Identification Number (FEIN) located on your business federal tax return
- Beacon Account Number, as well as your Beacon Policy Number, both located on your policy information page
- Valid company email address for your business

2. In a browser, open <https://beaconnect.beaconmutual.com>

3. On the home page, click Create an Account.

4. Click “Register for an account”, and follow the steps to create an account.

BEACONNECT is Beacon Mutual’s secure portal where policyholders are able to access real-time information.



NEED HELP? Contact Beacon Mutual’s Help Desk at (401) 825-2650.

Registered BEACONNECT Users: Access Loss Prevention Documents

Once you have registered for a BEACONNECT account, you can log in and review Loss Prevention reports, forms, or recommendations.

1. Log into BEACONNECT: <https://beaconnect.beaconmutual.com>

2. Click **My Business** in the top menu, and then from the drop-down menu select **Loss Prevention**.

3. Enter the policy number, name, or select an account from the drop-down menu.

Recommendations with an Open status display, as well as a list of Loss Prevention documents from the past five (5) years will display in the window:

The screenshot shows the top navigation bar with 'My Business', 'Dashboard', and 'Make a Payment' dropdowns. The 'My Business' dropdown is open, showing options: 'View My Profile', 'Policyholder', 'Agency', 'Claims', 'Loss Prevention' (highlighted with a mouse cursor), and 'Profiles'. Below this is a 'Loss Prevention' section with the text: 'Our goal is to work with you to create a safer work environment and drives a healthier environment.' Underneath is a 'SELECT POLICY *' section with a search box containing '1234' and a result: '0000001234 - The 1234 Company'.

The screenshot shows the 'SELECT POLICY *' dropdown set to '00000001234 - The 1234 Company'. Below this, it displays 'NEXT SAFETY SERVICE: N/A' and 'LP REPRESENTATIVE: JACK JUDGE'. The main section is 'Open Safety & Health Recommendations' with a 'RESPOND TO RECOMMENDATIONS' button. A table lists recommendations:

Type	SubType	Status	Description
Hazard	Abrasive Wheel Grinders Wheels	Open	Prior to mounting, all abrasive wheels should be... otherwise. To perform the ring test, tap the wheel... used. If the wheels sound cracked (dead), they m...

Below the table is a 'Safety & Loss Prevention Documents' section with a table:

Service	Type	Document Type
LP Service	Re-Survey	Extension of Recommendations
LP Service	Re-Survey	Notice of Recommendations

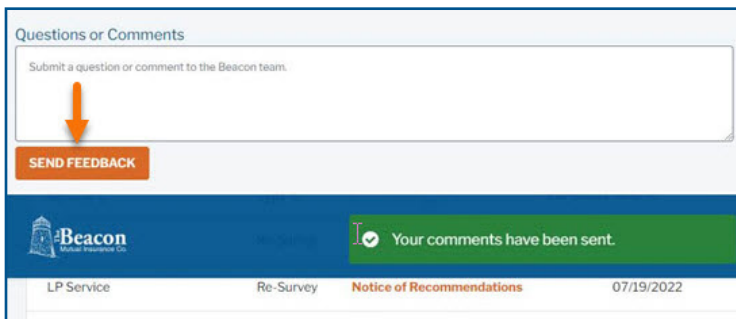
4. Click **Respond to Recommendations** to send an email to the Beacon Loss Prevention representative.

5. Click the title of a document to open it in a pop-up window. You can download and print the open document.

Important: Documents open in this pop-up window. Your browser must be set to Disable the Pop-up Blocker to view documents. See the System Requirements Help on BEACONNECT for more information about your browser settings.

Questions & Comments

Thank you! Your feedback will be sent to our Loss Prevention representatives.



BEACONCONNECT Users

Optionally, if you are the key contact for your business, you can add users with just the Loss Prevention role. This will permit access to the policy account, but restrict access to only the Loss Prevention tab.

Not a Key Contact for your business? Follow the steps for new users to register for a BEACONCONNECT account.

Safety & Loss Prevention Services

The Beacon Mutual Loss Prevention team will help your business prevent accidents and manage claim costs, which are both critical factors in determining insurance premiums.

We offer training, safety committee development, ergonomic assessments, safety program development, noise level and dosimetry testing, and more. Set up a safety program to reduce your losses, protect your business and your employees.



WE ARE SERIOUS ABOUT SAFETY

DISCLAIMER: This material is being provided to you as a service of The Beacon Mutual Insurance Company for informational purposes only and is not intended, nor should it be relied upon, as a comprehensive statement of all possible work-related hazards to your employees or of the federal, state or local laws and regulations which may be applicable to your business. Any premises inspections made by Beacon Mutual representatives are completed without representation or warranty as to the utility or completeness of such inspections. Suggestions regarding the use of a particular product or safety technique are not an endorsement of the product or technique. It is your responsibility to develop and implement your loss prevention policies. You should direct questions concerning specific situations to informed and appropriate advisors.